


# VIEW R

SUNSHADOW SOLAR SCREEN



TEXTSTYLE

# SGS

**CLIENT:** SGS Testing Korea, CO, LTD  
Attn: June Lee  
18-34 Sanbon-Dong  
Gunpo-Si Gyeong  
Korea, Republic Of 435-837

**Report No.:** 001:039622/4

**Date:** 5/07/07

The following samples were submitted by the client as:

1). Alkenz Sunshadow

**SAMPLE DESCRIPTION:** White Fabric

**DATE OF RECEIPT:** 4/03/07

**TESTING PERIOD:** 4/03/07 – 4/30/07


**AUTHORIZATION:** Client's Purchase Order (F690501)

**TESTS REQUESTED:** Fungal Resistance Testing, ASTM G-21  
Bacterial Resistance Testing, ASTM G-22


**TEST RESULTS:** Page 3-4

**SUMMARY:** The submitted sample was found to be fungus and bacteria resistant when tested as specified.

**PREPARED BY:**

  
Erin Ricciardi  
Supervisor, Microbiology

**SIGNED FOR AND ON BEHALF OF  
SGS U.S. TESTING COMPANY INC.**

  
Daniel Drozdowski  
Manager, Microbiology

/cp

Page 1 of 4

This report is issued by SGS U.S. Testing Company Inc. under its General Conditions for Testing Services (copy available upon request). SGS U.S. Testing's responsibility under this report is limited to proven negligence and will in no case be more than the amount of the testing fees. Except by special arrangement, samples are not retained by SGS U.S. Testing for more than 30 days. The results shown on this test report refer only to the sample(s) tested unless otherwise stated, under the conditions agreed upon. Anyone relying on this report should understand all of the details of the engagement. Neither the name, seals, marks nor insignia of SGS U.S. Testing may be used in any advertising or promotional materials without the prior written approval of SGS U.S. Testing. The test report cannot be reproduced, except in full, without prior written permission of SGS U.S. Testing Company Inc.

SGS U.S. Testing Company Inc. | Life Science Services 75 Passaic Avenue, Fairfield, NJ 07004 | (888) 747-8702 | (973) 244-1023 | www.sgs.com

Member of the SGS Group



Report No.:001:039622/4

Date: 5/07/07

Page: 2 of 4

CLIENT: SGS Testing Korea

**PROCEDURE:**

**A. ASTM G-21**

The testing was conducted in accordance with the procedures outlined in ASTM G-21-96, "Determining Resistance of Synthetic Polymeric Materials to Fungi".

The samples were placed on a mineral salts medium and sprayed with a combined Inoculum of the following spore suspensions.

<u>Organism</u>	<u>ATCC #</u>
<i>Aspergillus niger</i>	9642
<i>Penicillium funiculosum</i>	11797
<i>Chaetomium globosum</i>	6205
<i>Gliocladium virens</i>	9645
<i>Aureobasidium pullulans</i>	15233

After inoculation with the above organisms, samples were evaluated by rating the extent of developing visible growth (including microscopic growth). Samples and controls were placed in a "tropical test chamber" and incubated at a temperature of  $30 \pm 1$  °C and relative humidity greater than 85%. The total incubation period was 28 days.

**B. ASTM G-22**

The testing was conducted in accordance with the procedures outlined in ASTM G-22-96, "Standard Practice For Determining Resistance of Plastics to Bacteria".

The samples were placed on a mineral salts medium and inoculated with the test organism *Pseudomonas aeruginosa*, ATCC #13388. The test sample and controls were then incubated 21 days at 35° - 37°C.

Samples were evaluated by rating the development and extent of microbial growth on the sample or in the surrounding medium.



CLIENT: SGS Testing Korea

Report No.:001:039622/4

Date: 5/07/07

Page: 3 of 4

### TEST RESULTS:

#### A. ASTM G-21

#### Evaluation of Fungal Growth

Sample	Replicates	Day 0	Day 7	Day 14	Day 21	Day 28
Alkenz	1	0	0	0	0	0
Sunshadow	2	0	0	0	0	0
	3	0	0	0	0	0
<b>Test Controls</b>						
Positive (paper/cork)		0	4/3	4/3	4/3	4/3
Positive (viability)		0	4	4	4	4
Negative (glass slide)		0	0	0	0	0

#### ASTM Rating

#### Observed Growth on Specimens

0	None
1	Traces of Growth (less than 10%)
2	Light Growth (10-30%)
3	Medium Growth (30-60%)
4	Heavy Growth (60% to complete coverage)

#### Summary:

The submitted sample did not support fungal growth.

The positive and viability controls supported heavy growth, while the negative did not support growth, thus validating the test procedure.



CLIENT: SGS Testing Korea

Report No.:001:039622/4

Date: 5/07/07

Page: 4 of 4

### TEST RESULTS (cont'd):

#### B. ASTM G-22

#### Evaluation of Bacterial Growth

Sample	Replicates	Day 0	Day 7	Day 14	Day 21
Alkenz	1	0	0	0	0
Sunshadow	2	0	0	0	0
	3	0	0	0	0
<b>Test Controls</b>					
Positive (vinyl)		0	3	4	4
Positive (viability)		0	4	4	4
Negative (glass slide)		0	0	0	0

All control ratings confirmed as *Pseudomonas aeruginosa*, the test organism.

#### Summary:

The submitted sample did not support bacterial growth of the test organism.

The positive control supported heavy growth, while the negative did not, thus validating the test results.

\*\*\*\*\*  
End of Report